

MIC-7500

Compact Fanless System with 6th Gen Intel® Core™ i Processor



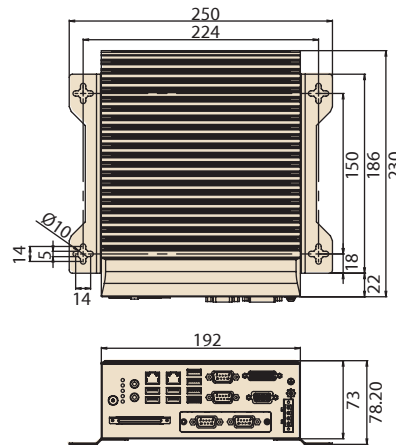
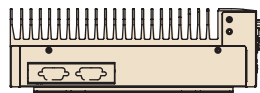
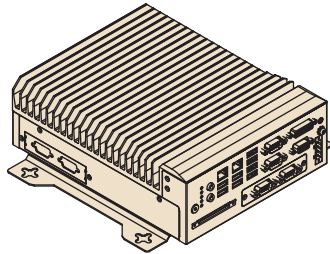
Features

- Intel® 6th Gen Core™ i7/i5/i3/Celeron® (BGA-type) processor with Intel® QM170 chipset
- Wide operating temperature (-20 ~ 60 °C)
- 9 ~ 36 V DC input power range
- 2 x RS-232/422/485 and 4 x RS232 serial ports (with expansion cable)
- 1 x 2.5" HDD/SSD, 1 x CFast, and 1 x mSATA
- Supports isolation COM and 32-bit GPIO modules
- 2 x GigaLAN and 8 x USB 3.0
- VGA and DVI output
- Supports Advantech i-Modules, SUSIAccess, and embedded software APIs

Specifications

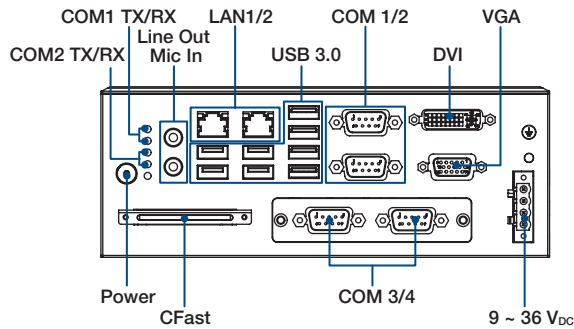
System Chipset	CPU	Intel® Core™ i7-6820EQ	Intel® Core™ i7-6822EQ	Intel® Core™ i5-6442EQ	Intel® Core™ i3-6102E	Intel® Celeron® G3900E
	Core Numbers	4	4	4	2	2
	Base Frequency	2.8 GHz	2.0 GHz	1.9GHz	1.9 GHz	2.4 GHz
	Max Turbo Frequency	3.5 GHz	2.8 GHz	2.7 GHz		
	L3 Cache	8 MB	8 MB	6 MB	3 MB	2 MB
	Chipset	Intel® QM170				
Memory	BIOS	AMI® SPI 64 Mb				
	Technology	Dual-channel DDR4 2133/2400 MHz (without ECC)				
	Socket	2 x 260-pin DDR4 SODIMM (up to 16 GB per socket)				
Display	Maximum Capacity	32GB				
	Chipset	Intel® HD Graphics 530, supports DirectX 12				
	VGA	1 x DB15, up to 2048 x 1536 maximum resolution				
	DVI	1 x DVI, up to 1920 x 1080 maximum resolution @ 30Mhz (with optional expansion cable for second DVI connector, or 1 x HDMI connector)				
Ethernet	Multiple Display	Supports 3 x independent displays				
	Controller	LAN1: Intel® i219-LM LAN2: Intel® i210 (supports wake-on-LAN)				
	Interface	2 x RJ45				
Storage	HDD/SSD	1 x 2.5" HDD/SSD				
	CFast	1				
	mSATA	1				
I/O	RAID	0/1/5/10				
	USB	8 x USB 3.0 and 1 x internal USB 2.0				
	Serial Port	2 x DB9, RS232/422/485 with automatic flow control and 4 x RS-232 (with expansion cable)				
Expansion	Audio	2 (1 x line out and 1 x mic in)				
	Module	Supports Advantech i-Modules				
LED and Switch	Mini PCIe	1 x mini PCIe (via USIM), 1 x mini PCIe/mSATA				
	LED	2 x TX, 2 x RX, and 1 x Storage				
Power	Button	1 x Power on/off switch				
	Type	ATX/AT				
	Input Voltage	9 ~ 36 V _{DC}				
Watchdog Timer	Power consumption	Typical: 21.956W Maximum: 51.072W				
	Output Interval	System reset Programmable 1 ~ 255 sec/min				
Environment	Temperature	i7-6820EQ Operating (with industrial SSD only)	Operating (with industrial SSD)	Operating (with HDD)	Non-operating	
		-20 ~ 50 °C with 0.7 m/s air flow Note: MIC-7500 i7-6820EQ system support SSD only.	-20 ~ 60 °C with 0.7 m/s air flow	0 ~ 40 °C	-40 ~ 85 °C	
	Humidity	95% @ 40 °C (non-condensing)				
	Vibration	With SSD: 3 Grms @ 5 ~ 500 Hz, random, 1 hr/axis With 2.5" HDD: 1 Grms @ 5 ~ 500 Hz, random, 1 hr/axis			2G	
Mechanical	Shock	With SSD: 20G, IEC-68-2-27, half-sine wave, 11 ms duration			50G 11 ms	
	Dimensions (W x H x D)	73 x 192 x 230 mm (2.91" x 7.55" x 9.05")				
Certifications	Weight	2.9 kg (6.39 lbs)				
	Installation	Desktop/wall mount				
Safety	EMC	CE/FCC Class A, CCC, BSMI				
	Safety	UL, CCC, BSMI				

Dimensions

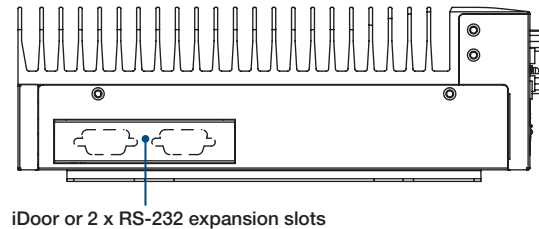


Unit: mm

Front View



Side View



Ordering Information

Part Number	CPU	VGA	DVI	2.5" HDD/SSD	CFast	mSATA	USB 3.0	GbE	COM	PCIe	Power
MIC-7500B-U8A1E	i7-6820EQ (45W)	1	1	1	1	1	8	2	4, up to 6 via cable	i-Module (optional)	9 ~ 36V _{DC}
MIC-7500B-U0A1E	i7-6822EQ	1	1	1	1	1	8	2	4, up to 6 via cable	i-Module (optional)	9 ~ 36V _{DC}
MIC-7500B-S9A1E	i5-6442EQ	1	1	1	1	1	8	2	4, up to 6 via cable	i-Module (optional)	9 ~ 36V _{DC}
MIC-7500B-19A1E	i3-6102E	1	1	1	1	1	8	2	4, up to 6 via cable	i-Module (optional)	9 ~ 36V _{DC}
MIC-7500B-U4A1E	G3900E (45W)	1	1	1	1	1	8	2	4, up to 6 via cable	i-Module (optional)	9 ~ 36V _{DC}

Packing List

Part Number	Description	Quantity
MIC-7500	Fanless system with 6 th Gen Intel® Core™ i processor	1
2061750000	CD-ROM	1
2001750000	Startup manual	1
1652003234	4-pin Phoenix power connector	1
1960070543T001	Mounting bracket	2
1700019445	SATA cable	1
1700024372-01	SATA power cable	1
1701200220	Dual DB9 port cable (for COM5/COM6 expansion)	1
1990019498N000	RAM thermal pad	2

Optional Accessories

Part Number	Description
96PSA-A220W24P4-1*	Adaptor A/D, 100-240V, 220W, 24V
96PSA-A150W19P4-1**	Adaptor A/D, 100-240V, 150W, 19V
1702002600	Power cord (USA) UL/CSA, 3-pin, 10A, 125V, 1.83 M, 180 D
1700022940-01	Power cord PSE, 3-pin, 7A, 125V, 3 m, DAC-ST01
1702002605	Power cord (EU) 2-pin, 10/16A, 220V, 1.83 M, 90 D
AIS-DIO32-00A1E	DIO module, 32-CH, 9-pin USB interface
PCA-TPM-00B1E	TPM 2.0 module
98R1750000E	Secondary DVI accessory kit
98R1750010E	HDMI/Remote switch accessory kit
98R1750030E	HDMI accessory kit
98R1750040E	Remote switch accessory kit
98R1750020E	MIC-7000 series DIN rail accessory

Note:

* Suggest to use for MIC-7500 with i-Module added.

** Suggest to use for MIC-7500 without i-Module added.

- MIC-7500 supports Advantech's iDoor modules (both MOS and PCM series). Visit the Advantech website for more information.
- The PCM series module requires a bracket (P/N: 1960065854N001) that must be ordered separately.

Optional i-Modules*

Part Number	Description
MIC-75M40	4-slot expansion module (4 x PCIe slots)
MIC-75M13	4-slot expansion module (1 x PCIe and 3 x PCI slots)
MIC-75M20	2-slot expansion module (2 x PCIe slots)
MIC-75M20-01	2-slot expansion module (2xPCIe slots)
MIC-75M11	2-slot expansion module (1 x PCIe and 1 x PCI slots)
MIC-75M10	1-slot expansion module (1xPCIe16)
MIC-75S20	2-slot expansion and storage module (2 x PCIe and 2 removable 2.5" storage bay)
MIC-75G20	GPU card expansion i-Module (2 x PCIe, 2 x removable 2.5" storage bay)

*Additional i-module details provided on the following page.

Embedded OS

Part Number	Description
2070014106	WES7P MIC-7500 x64 V5.6.6 10MUI image
2070014584	WES7P MIC-7500 x32 V5.3.0 10MUI image

i-Module Series

Expansion Module for MIC-7000 Series



Features

- Flexible expansion via PCIe/PCI slot
- MIC-7000 series compatible
- Optional smart fan for thermal optimization
- Provide additional 12Vdc power source for add-on card
- Maximum 85W for add-on card power consumption
- 2.5" storage bays for HDD/SSD expansion
- Hot Swappable HDD/SSD supported

Introduction

The i-Module series provide flexible expansion function for MIC-7000 series systems. MIC-7000 system accompanied with i-Module technology can fulfill diverse demands of customers.


Compatible Table

Model	MIC-7500 / MIC-7700 / MIC-7900			MIC-7300	
1-Slot	MIC-75M10 			-	
2-Slot	MIC-75M20 	MIC-75M20-01* 	MIC-75M11 	MIC-73M20 	MIC-73M11 
4-Slot	MIC-75M40* 	MIC-75M13 	MIC-75S20 	MIC-73M13 	

*MIC-7700H doesn't support MIC-75M20-01 and MIC-75M40

Selection Table

i-Module slot number starts from the inner side, as the image on the right.



i-Module	MIC-75M10	MIC-75M11	MIC-75M20	MIC-75M20-01	MIC-75M40	MIC-75M13	MIC-75S20	MIC-73M20	MIC-73M11	MIC-73M13
Slot 1	PCIe x16	PCIe x16	PCIe x4	PCIe x8	PCIe x4	PCIe x16	PCIe x16	PCIe x1	PCIe x1	PCIe x1
Slot 2	-	PCI	PCIe x16	PCIe x8	PCIe x8	PCI	PCIe x4	PCIe x1	PCI	PCI
Slot 3	-	-	-	-	PCIe x4	PCI	-	-	-	PCI
Slot 4	-	-	-	-	PCIe x4	PCI	-	-	-	PCI
SATA Conn	-	-	-	-	-	-	1	-	-	-
SATA PWR	-	-	-	-	-	-	1	-	-	-
2.5" Storage Bay	-	-	1*	-	-	2	2x Hot Swap + 2x Internal**	-	1*	2
N.W. (kg)	0.64	-	0.87	-	1.16	-	1.60	-	0.87	1.16
G.W. (kg)	1.71	-	2.02	-	2.47	-	2.98	-	2.02	2.47
i-Module (W x H x D)	24 x 192 x 230	-	50 x 192 x 230	-	-	90 x 192 x 230	-	50 x 192 x 230	-	90 x 192 x 230
MIC-7000 + i-Module (W x H x D)	97 x 192 x 230	-	123 x 192 x 230	-	-	163 x 192 x 230	-	123 x 192 x 230	-	163 x 192 x 230
MIC-7700 + i-Module (W x H x D)	101 x 192 x 230	-	127 x 192 x 230	-	-	167 x 192 x 230	-	-	-	-
System Fan (Optional)***	-	-	4cm 98R17520000E	-	-	8cm 98R1751300E	-	4cm 98R17520000E	-	8cm 98R1751300E
12V _{DC} Conn	-	-	-	-	1	-	-	-	-	-
PCI/PCIe Card Max. Length (with fan)	-	-	-	-	181mm	-	-	-	-	-
PCI/PCIe Card Max. Length (without fan)	-	-	-	-	207mm	-	-	-	-	-


* Need to order 98R1752010E

** MIC-7500 and MIC-7700H: 1x SATA Conn.; MIC-7700Q: 3x SATA Conn.; MIC-7900: 4x SATA Conn.

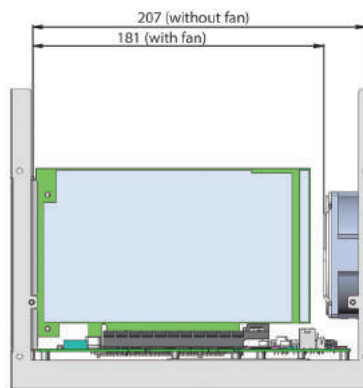
*** Suggest to add optional system fan if power consumption of add-on card is more than 45W for better thermal management.

Dimension Guide

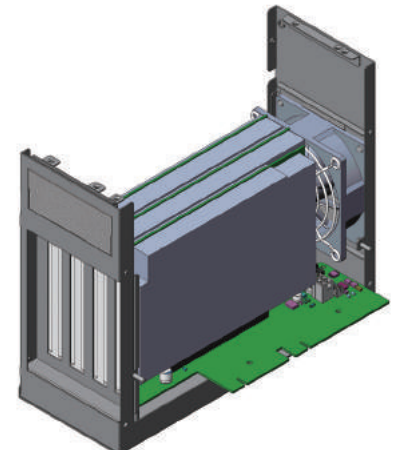
i-Module Width: 90 mm



Example: MIC-7500 + MIC-75M40



PCI/PCIe Card Max. Length Support




HDD / SSD Support Table

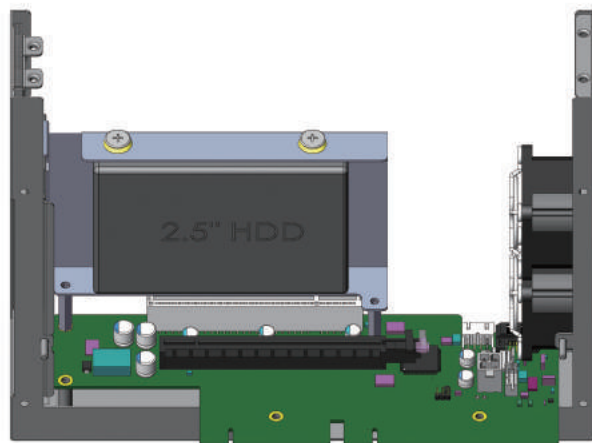
Every model of the MIC-7000 series can be installed with one HDD or SSD. With the i-Module, the numbers of supported HDD/SSD bay are as below:

Model	In i-Module	In MIC-7000	Max. No	Note
MIC-75M10	0	1	1	
MIC-75M20 MIC-75M20-01 MIC-75M11 MIC-73M20 MIC-73M11	1*	1	2	* Need to order 98R1752010E
MIC-75M40 MIC-75M13 MIC-73M13	2	1	3	With MIC-7900 or MIC-7700Q, it can support to 3 x HDD/SSD
MIC-75S20	2x Hot Swap + 2x Internal	1	5	With MIC-7900, it can support up to 5 x HDD/SSD With MIC-7700Q, it can support up to 4 x HDD/SSD

Note: i-Module BUS has only one channel SATA signal between i-Module and MIC-7000 system.



2nd HDD bracket for 2-slot i-Module



Ordering information: 98R1752010E

Supportable i-Module: MIC-75M20, MIC-75M11, MIC-73M20, and MIC-73M11

Limitation: Slot 2 will be occupied

Ordering Information

Part Number	Description
MIC-75M13-00A1E	4-slot expansion i-Module with 1 PCIe x16, 3 PCI
MIC-75M40-00A1E	4-slot expansion i-Module with 1 PCIe x8, 3 PCIe x4
MIC-75M11-00A1E	2-slot expansion i-Module with 1 PCIe x16, 1 PCI
MIC-75M20-00B1	2-slot expansion i-Module with 1 PCIe x16, 1 PCIe x4
MIC-75M20-01A1E	2-slot expansion i-Module with 2 PCIe x 8
MIC-75M10-00A1	1-slot expansion i-Module with 1 PCIe x16
MIC-75S20-00A1E	2-slot expansion i-Module with 1 PCIe x16, 1 PCIe x4, 2 2.5" HDD bay
MIC-73M13-00A1E	4-slot expansion i-Module with 1 PCIe x1, 3 PCI
MIC-73M11-00A1E	2-slot expansion i-Module with 1 PCIe x1, 1 PCI
MIC-73M20-00A1E	2-slot expansion i-Module with 2 PCIe x1

Optional Accessories

Part Number	Description
98R1751300E	8-cm fan for 4-slot i-Modules
98R1752000E	2 x 4-cm fan for 2-slot i-Modules
98R1752010E	Secondary HDD bracket (for 2-slot i-Modules)